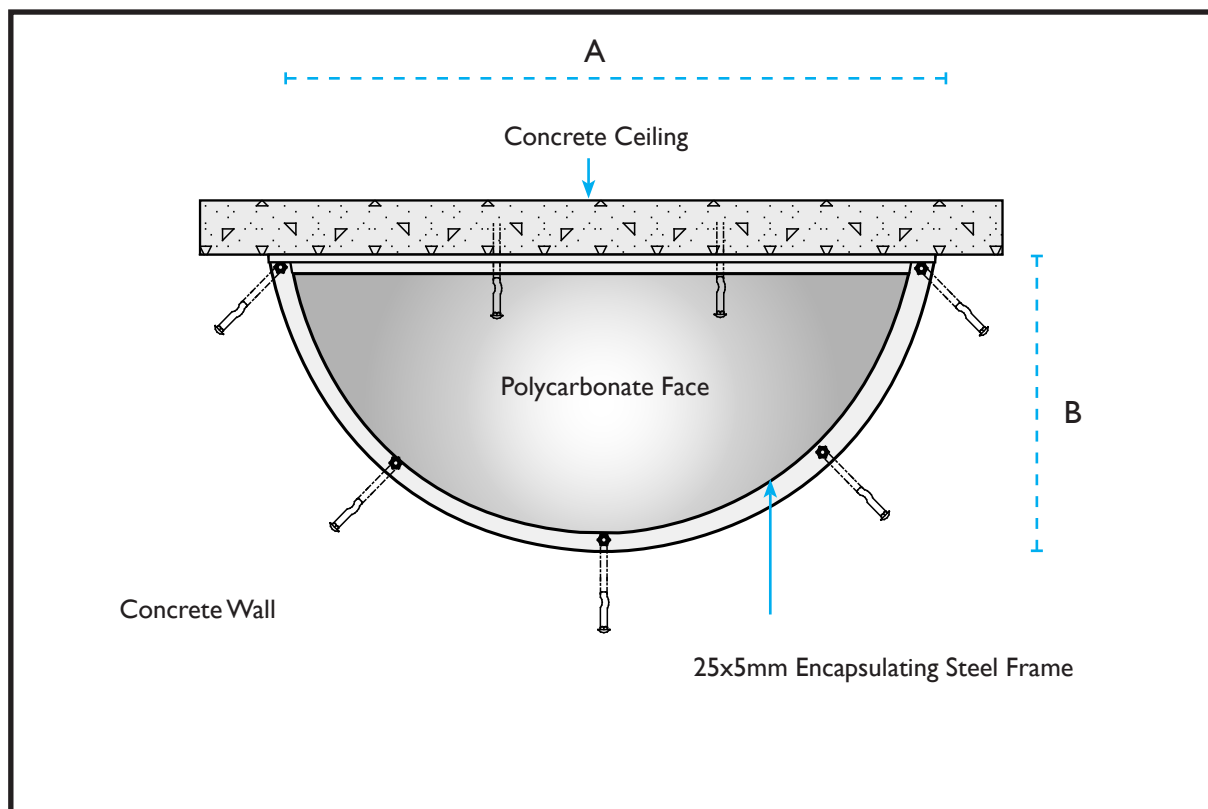


Size (Nominal)	450mm	600mm	900mm
DESCRIPTION	PART NUMBER	PART NUMBER	PART NUMBER
Mirror Face and Frame	17520HD	17537HD	17555HD
Foam Insert Only	21193	21194	21195
SPECIFICATIONS			
Polycarbonate Thickness	3mm	3mm	3mm
Mirror Depth	120mm	155mm	160mm
Space Required (AxB)	500x270mm	650x335mm	950x470mm
Mounting Holes	6 x 7mm	7x 7mm	10x 7mm
Tamper Proof Fasteners	Not Included	Not Included	Not Included
Encapsulating Steel Frame	Triple Powder Coated	Triple Powder Coated	Triple Powder Coated

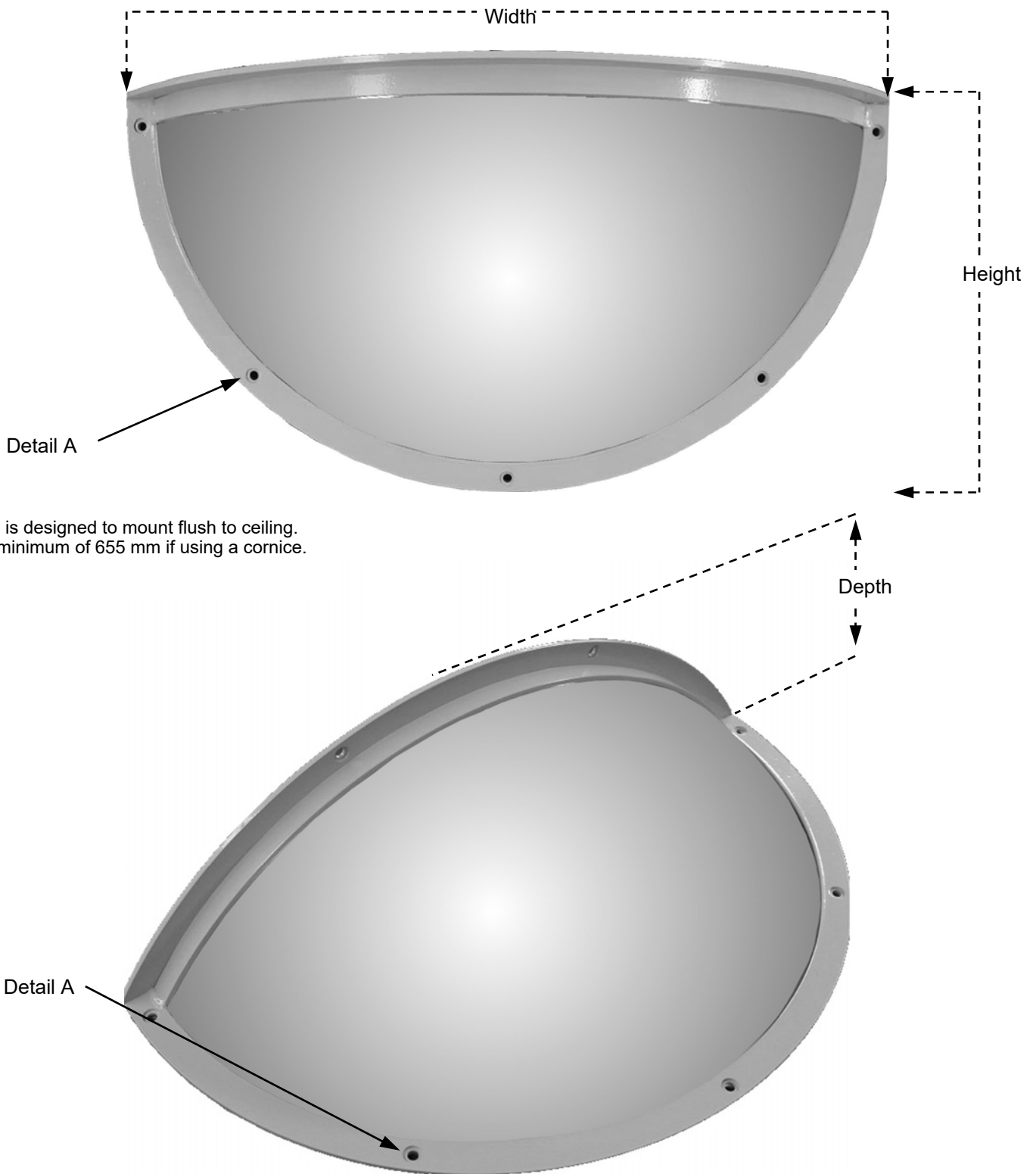
Australian Design No. 142609



Polycarbonate Sheet

	ASTM Method	Unit	Value
Tensile Strength	D 368	PSI	4,500
Impact Strength	D 256	Ft-lb/inch	17.0

Half Dome Mirror with Captive Frame - Aust. Design No. 142609



Note -
Frame is designed to mount flush to ceiling.
Allow minimum of 655 mm if using a cornice.


Polycarbonate half dome mirror with frame.

The Australian design number is your guarantee of authenticity.
Quote the following number when specifying this product.

Australian Design Number 142609

- Mounting holes 7mm diameter.
- Frame 25 x 5 mild steel section
- Measurements allow for clearance
- Optional hi-density foam insert available for polycarbonate only.

Close up of mounting hole detail 'A'



Detail A

Mounting holes 7mm diameter.
Frame 25 x 5 mild steel section