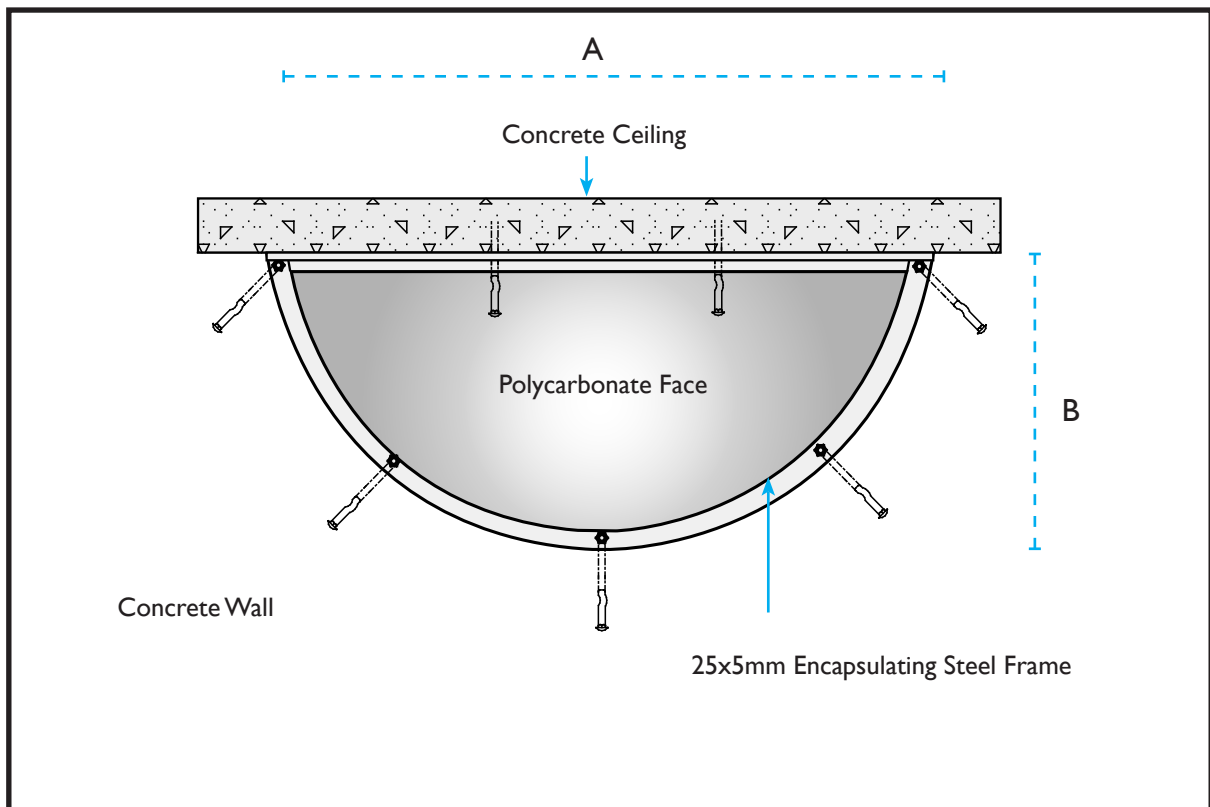



Size (Nominal)	500mm
DESCRIPTION	PART NUMBER
Mirror Fae and Frame	16529HD
SPECIFICATIONS	
Stainless Steel Thickness	1.2mm
Mirror Depth	220mm
Space Required (AxB)	560x300mm
Mounting Holes	7 x 7mm
Tamper Proof Fasteners	Not Included
Encapsulating Steel Frame	Triple Powder Coated

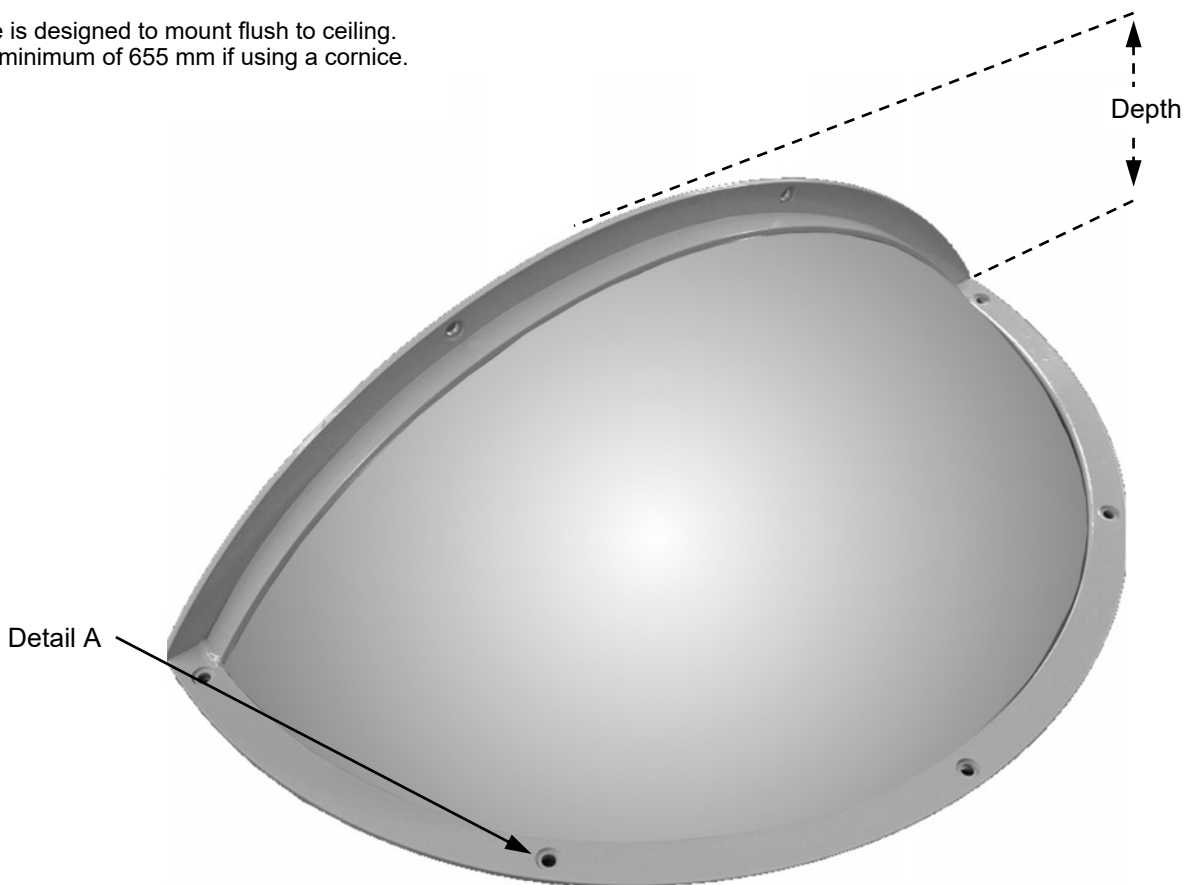
Australian Design No. 142609



## Half Dome Mirror with Captive Frame - Aust. Design No. 142609



Note -  
Frame is designed to mount flush to ceiling.  
Allow minimum of 655 mm if using a cornice.




Polycarbonate half dome mirror with frame.

The Australian design number is your guarantee of authenticity.  
Quote the following number when specifying this product.

**Australian Design Number 142609**

- Mounting holes 7mm diameter.
- Frame 25 x 5 mild steel section
- Measurements allow for clearance
- Optional hi-density foam insert available for polycarbonate only.

## Close up of mounting hole detail 'A'



A

Detail A

Mounting holes 7mm diameter.  
Frame 25 x 5 mild steel section